


# LUXAFLEX®

## NORDIC FOLDING ARM AWNINGS

[luxaflex.com.au](http://luxaflex.com.au)



## ABOUT

LUXAFLEX® NORDIC FOLDING ARM AWNINGS

# LUXAFLEX® NORDIC FOLDING ARM AWNINGS COLLECTION



The Luxaflex Contemporary Series of Folding Arm Awnings was developed to bring the latest in design, styling and quality to the Australian market.

The awning series was developed to meet the market demand for modern and contemporary hardware systems that suit the newest architectural design trends.

---

The Luxaflex Nordic Folding Arm Awnings range features 8 awning styles that can meet the needs of any application.



**Nordic Series Design – ND**

An open style awning with sleek finishes and functional design, perfect for covering all spaces. Image shown with optional roll down and crank operated valance.




**Nordic Series Semi Cassette – NS**

A semi-enclosed awning with compact styling.



**Nordic Series Semi Cassette – NS2**

Features a modern design and deep front bar for a premium appearance. The semi cassette enclosed design provides fabric protection when the awning is retracted.



**Nordic Series Arafura**

A streamline full cassette design, that retracts into a fully enclosed headbox for ultimate protection and is perfect for wide applications.



**Nordic Series Access – NA**

Elegant entry level awning featuring a classic design, at maximum width of 5m and projection of 3m, the NA is ideal for small spaces.



**Nordic Series Classic – NC**

This classic style awning is the perfect awning to provide shade for larger spaces.



**Nordic Series Cross-Over – NX**

Perfectly suited for terrace or balcony space the Nordic cross over arms enables a large projection in narrow spaces.



**Nordic Series Rise – NR**

Featuring a fabric beam across the length of the awning creating ample clearance for opening doors.

# ENERGY EFFICIENCY

LUXAFLEX® NORDIC FOLDING ARM AWNINGS

## THE IMPACT OF SUNLIGHT ON YOUR HOME

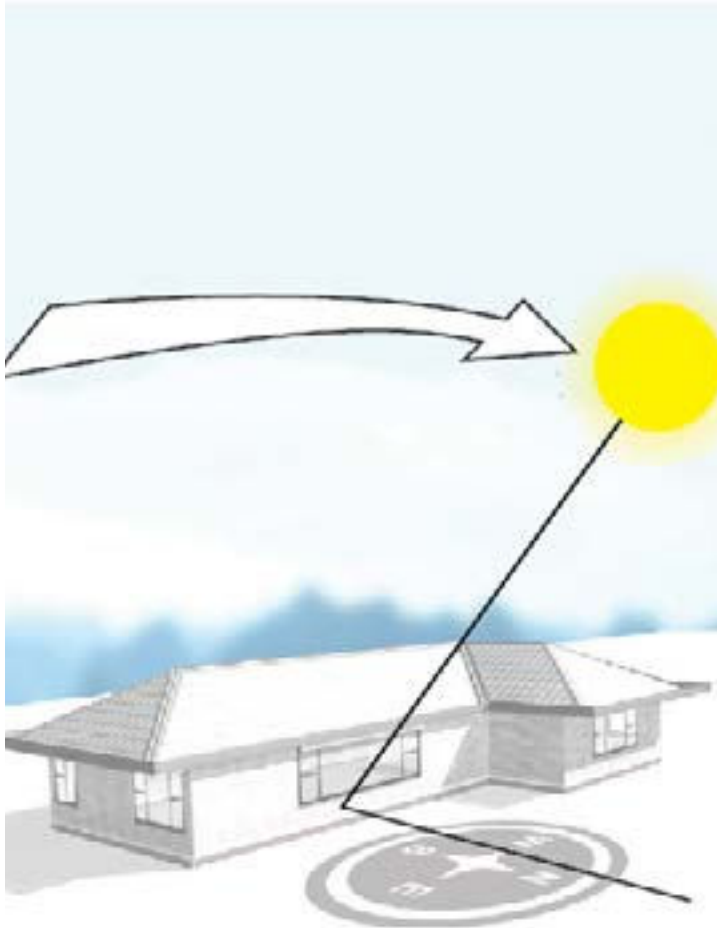
---



Throughout the day, the sun moves from rising in the East through the North sky and sets in the West. This means the amount of heat from the sun received by a window varies according to the orientation and time of year.

In summer, the sun travels higher through the sky with direct exposure to the East and West windows. Whereas in winter other factors that can impact the energy efficiency and comfort of your home include window size, orientation, glazing treatments, shading and internal window coverings.

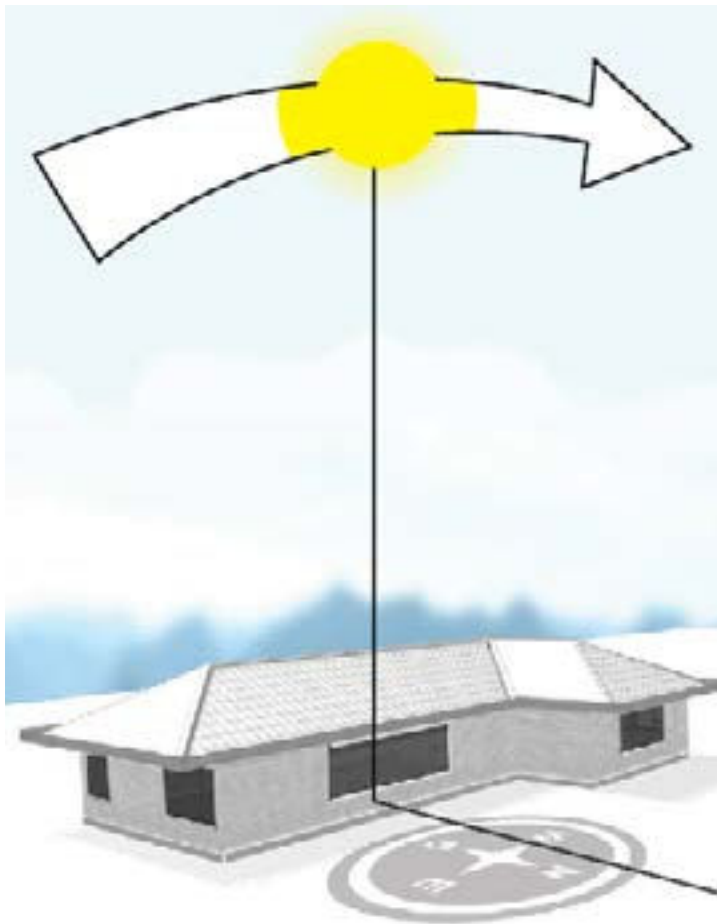
Each home is different. Window size, orientation, glazing treatment, shading and internal coverings can have a significant impact on energy efficiency and comfort. Luxaflex Folding Arm Awnings easily retract and extend providing the perfect solution for your home, year round.



Winter

## Keep your home warm in winter

You can control the temperature of your home in winter without relying on power-hungry heating appliances. To make the most of sunny days, open your awnings on windows facing the sun – this will let in sunlight and warmth, and will help to minimise the need to use your heating system. Keep the warmth inside during winter using well-fitted insulating internal window coverings such as Luxaflex® Duette® Architella® Shades.



Summer

## Keep your home cool in summer

During summer, up to 30%\* of total heat loss from a home occurs through uncovered windows, especially those facing east and west. Shading your windows with Luxaflex Awnings can minimise heat in your home which will create a comfortable, cooler environment and save you hundreds of dollars on energy bills.







# NORDIC FOLDING ARM AWNINGS

---

The Nordic Folding Arm Awnings series offers a stylish design that covers all size spaces from small narrow spaces to wide areas.

# NORDIC SERIES DESIGN – ND FOLDING ARM AWNING

LUXAFLEX® NORDIC FOLDING ARM AWNINGS



## Nordic Series Design – ND Folding Arm Awning

A quality European style awning with sleek finishes such as wall and end brackets. Its versatile and functional design covers all spaces from tiny terraces to wide expanses, with capabilities of covering an area up to 7 metres wide with a projection up to 4.0 metres.

Nordic Series Design- ND is available with a variety of optional accessories, including a rain hood for additional fabric and hardware protection, a sunscreen roller valance for enhanced shade protection as well as an optional Variable Pitch Control. Variable Pitch Control is a unique and easytilt feature which allows you to adjust the pitch of the awning when it is projected, providing ultimate shading throughout the day as the awning projection can be angled throughout the day. Available with crank control and motorised operating options.



# NORDIC SERIES – SEMI-CASSETTE NS & NS2

LUXAFLEX® NORDIC FOLDING ARM AWNINGS



## Nordic Series Semi-Cassette – NS & NS2 Folding Arm Awnings

Features a modern design with a near full-cassette look. Its slimline hood and deep front bar adds a premium appearance, whilst its semi-cassette enclosure design provides fabric protection to keep moisture, debris and dirt away when the awning is retracted. The NS2 awning pitch is customisable at time of installation allowing the awning to be set at the optimum angle for maximum sun protection. Only available as a motorised awning.



## NS Folding Arm Awning

Nordic Semi Cassette is a semi-enclosed awning designed to protect the fabric from the harsh Australian climate when retracted, allowing it to be neatly enclosed. The NS Folding Arm Awning has pitch control functionality providing sun protection to any outdoor entertaining area. Available in a width up to 7.0 metres in either a crank or motorised control options.

# NORDIC SERIES – ARAFURA

LUXAFLEX® NORDIC FOLDING ARM AWNINGS



## Nordic Series – Arafura

A streamline full-cassette design that retracts into a fully enclosed headbox for ultimate hardware and fabric protection from moisture, debris and dirt. The modular European design is built for performance with heavy duty componentry making it perfect for residential or commercial applications up to 7 metres wide. The Arafura pitch is customisable at time of installation allowing the awning to be set at the optimum angle for maximum sun protection.

# NORDIC SERIES ACCESS – NA FOLDING ARM AWNING

LUXAFLEX® NORDIC FOLDING ARM AWNINGS



## Nordic Series Access – NA Folding Arm Awning

The Nordic Access is an entry level, open roller style awning featuring compact and concealed components. Covering areas of 5 metres wide and projections up to 3 metres, it is the ideal awning for any small area. Hood options are also available with the Nordic Access.

# NORDIC SERIES CLASSIC – NC FOLDING ARM AWNING

LUXAFLEX® NORDIC FOLDING ARM AWNINGS



## Nordic Series Classic – NC Folding Arm Awning

Nordic Classic is the ideal solution for shading larger spaces. The versatility of the Nordic Classic Awning allows it to span widths from 2-7 metres with a projection of 4 metres. It also features a variable pitch control which helps adjust the angle of the awning, allowing it to be adaptable to suit almost any situation. The compact design of the Nordic Classic awning features a simple square bar making installation easy, in a variety of different locations. Hood options also available with the Nordic Classic. Available with crank control and motorisation.



# NORDIC SERIES CROSS-OVER – NX FOLDING ARM AWNING

LUXAFLEX® NORDIC FOLDING ARM AWNINGS



## Nordic Series Cross-Over – NX Folding Arm Awning

The perfect solution for apartments, balconies and terraces. The Nordic Cross-Over folding arm awning features cross-over arms enabling a larger projection on a narrow width, providing the same outdoor shading as wider awnings. The NX Folding Arm Awning features an optional roller valance providing additional shade and span widths up to 4.6m with a projection of 4 metres, making the NX the ideal solution for narrow spaces.

# NORDIC SERIES RISE – NR FOLDING ARM AWNING

LUXAFLEX® NORDIC FOLDING ARM AWNINGS



Contemporary oval cassette design

## Nordic Series RISE – NR Folding Arm Awning

The NR is designed to create abundant clearance for opening doors with an additional support beam across the length of the awning. Featuring a pitch control function, the NR Folding Arm Awning can be adjusted allowing the awning to be angled to keep the area shaded throughout the day. The optional roller valance of the awning also provides additional sun protection to the outdoor area. Available with crank control and motorisation.



# OPTIONS & ACCESSORIES

LUXAFLEX® NORDIC FOLDING ARM AWNINGS



Motor Control to flexibility and ease of use.

## Home Automation

A range of external motor solutions allows Luxaflex Folding Arm Awnings to be operated at the touch of a button or via a wall switch.

These motor controls feature a range of options including a sun sensor that is designed to extend your awning and provide shade to your home, as well as wind sensors designed to retract your awning during windy conditions and prevent damage to your awning.



Eolis 3D sensor



Anemometer sensor

## Wind Sensor Options

Eolis 3D sensor is mounted on the front rail of the folding arm awning and uses a motion detector to sense the effects of the wind on the awning. As the wind speed picks up, the sensor signals the awning motor to retract the awning.

Anemometer sensor is externally wall mounted facing the same aspect of the awning, as the wind speed picks up, the sensor signals the awning motor to retract the awning.



Heating Option

## Heating and Lighting

All models in the range allow for the option of adding our heating and lighting to create the perfect atmosphere for year-round entertaining, day or night. This slimline unit has been engineered for outdoor use and eliminates the need for cumbersome gas patio heaters. Note: Independently installed for Nordic Series.



Customise the awning to match your home's exterior.

## Powder Coating

Luxaflex Folding Arm Awnings feature hardware powder coated in colour Silver as standard. In order to maximise flexibility, you also have the choice to coordinate with popular Dulux® colours allowing you to truly customise the awning to match your home's exterior.



Only available on Face Fit installations

## Standard Rain Hood

The rain hood accessory provides great fabric protection from the external elements such as rain, assisting with fabric longevity. Note. This is only available in ND, NA, NC, NX, NR Folding Arm Awnings.



# THE LUXAFLEX DIFFERENCE

LUXAFLEX® NORDIC FOLDING ARM AWNINGS



## Innovation is our Heritage

Luxaflex Window Fashions has been a leading brand in Australian homes since 1954. With a Dutch heritage, design and innovation are at the core of the brand. Since the invention of the Aluminium Venetian Blind, the company behind the Luxaflex brand has continued to expand the Australian product range, combining the best of international and local innovations.



## Australian Made Quality

Most of our product range is made to measure in Australia from components and materials made in our Australian factories or sourced from around the world. Our commitment to supporting Australian manufacturing provides local jobs to Australians and ensures we maintain strict control of our quality standards and faster lead times for our customers.



## Industry Leading Designs

Many of our products are patented and exclusive to Luxaflex Window Fashions. Our entire range is engineered and thoroughly tested to meet the high quality standards of the brand, but also to deliver high performance in our harsh Australian environment, and to maintain the quality appearance for the life of the product.



## Peace of Mind

You have complete peace of mind when investing in quality Luxaflex Window Fashions. We stand behind our products by offering a 5 Year Manufacturer's Warranty# supported by the world-wide market leading company.



## Child Safety

We understand the importance of safety in the home, especially for those with young children and pets. That's why all Luxaflex Window Fashions are designed with safety in mind and are compliant with the latest ACCC Child Safety Regulations to ensure they can be operated in a safe manner.



## Personalised Service

All Luxaflex Window Fashions are custom made to your exact window requirements so they fit perfectly. Our Luxaflex Window Fashions showrooms provide the ultimate experience to make it simple and easy - from your initial enquiry and showroom visit through to the after-sales service.

# Luxaflex® Window Fashions

\*Based on information from NABERS (National Australian Built Environment Rating System). Visit [www.nabers.com.au](http://www.nabers.com.au) for more information.  
# Conditions apply. Visit [www.luxaflex.com.au](http://www.luxaflex.com.au) for warranty details. \*All LUXAFLEX® Products that are installed correctly will comply with the Trade Practices (Consumer Product Safety Standard – Corded Internal Window Coverings) Amendment Regulations 2010 (No. 1). It is recommended that all awnings be retracted in wet or windy conditions. Dulux is a registered Trade Mark of Dulux Group (Australia) Pty Ltd.  
© Registered Trade Marks of Hunter Douglas Limited. © Copyright 2021 Hunter Douglas Limited [ABN 98 009 675 709]. 07/2021

